




Tab
"B"



Tab
"B"



Tab "A"

DIE ASSEMBLY:

1. Cut out- t-shaped pattern.
2. Fold inward along dotted lines, attaching "Tab A" to back of "Fire Department" panel, resulting in:



3. Fold-up side panels using tabs "B" to hold sides in place.

